




ATTACHMENTS FOR
ATVS AND UTILITY VEHICLES

When only the best will do...





**MANUFACTURING
EXCELLENCE
SINCE 1962**

Since 1962 the Wessex name has been synonymous with superb quality, British built machines for the agricultural and groundcare markets. Our equipment is built for demanding applications, where reliability and durability are paramount.

WESSEX INTERNATIONAL'S global distribution network has distributors and dealerships in many countries. Whatever Wessex product you invest in, you can be sure of support from your local dealer right through the machines lifetime, backed by Wessex International's commitment to excellent customer service.

Our friendly and knowledgeable staff are here to advise you on the best equipment for your application. We are convinced you will find our machinery beneficial to your organisation both in terms of user satisfaction and economic ownership.




CHARLES BROWNING

Managing director



1962

In the heart of rural Hampshire, Wessex began manufacturing grass cutting and forage equipment.



1970's

Wessex were the first to manufacture a range of scaled down implements to suit the new compact tractor from Japan.



1980's

Wessex increased their focus on equipment to meet the needs of landscapers and grounds maintenance contractors.



1990's

As ATVs started to grow in popularity, Wessex produced a line-up of attachments to suit.



2003

Broadwood International was established as the distributor of quality equipment including the well-known SnowEx salt spreaders & SweepEx push brooms.



2008

Broadwood International acquired Wessex Machinery – now a leading manufacturer of professional grounds maintenance machinery.



2014

In line with the increased focus on global distribution of the Wessex product range, the company has been renamed Wessex International. This coincides with relocation to the current 50,000sqft factory in Andover, Hampshire.

AR ROTARY MOWERS 4-5

- AR-120, 1.2m
 - AR-150, 1.5m
 - AR-180, 1.8m
-

AT110 PASTURE TOPPER 6-7

- AT110, 1.1m
-

AF/AFC/AFE FLAIL MOWERS 8-11

- AF120/160, 1.2m & 1.6m
 - AFC120/160, 1.2m & 1.6m
 - AFE120, 1.2m
-

**DUNG BEETLE PADDOCK
CLEANER** 12-13

- MTX120E, 1.2m
-

SWEeper COLLECTOR 14

- MTC120E, 1.2m
-

ATV TRAILED SPREADERS 15

- FS170T, FS270T
-

SS ATV SPRAYERS 16

- SS604, SS608P, SS618P
-

ROTOWIPER WEED WIPER 17

WESSEX LAND ROLLER 18

- LR-150, 1.5m
-

ATV ACCESSORIES 18

- Handlebar Muffs & Ball Hitch
-

AFTER-SALES SERVICE 19



**“LEADERS IN
THE FIELD FOR
ATV & UTV
ATTACHMENTS”**

**WANT THE BEST
AFTER-SALES SERVICE?**

Turn to page 19 to find out more.

When only the best will do...

The Wessex **AR SERIES ROTARY MOWERS** are the first choice for regularly mown areas, as the work rates are higher and the maintenance costs are lower than a flail mower. The AR Series includes 1.2m, 1.5m and 1.8m models with various engine options, and are well suited to general pasture topping or fine turf work and are popular on farms, studs and private estates.

SPECIFICATIONS * = Special order

	AR-120	AR-150	AR-180
Cutting width	1.2m	1.5m	1.8m
Overall width/side wheels	1.7m	2.0m	2.3m
Cutting height range	25-140mm	25-140mm	25-140mm
Weight	218kg	241kg	329kg
ENGINE OPTIONS			
Briggs & Stratton 12.5hp	✓	✓	–
Briggs & Stratton 17.5hp (electric start)	*	*	✓

KEY FEATURES & BENEFITS

- 1 5MM DECK** – Shot-blasted and powder coated for durability
- 2 SWIVELLING BALL HITCH** – Satisfies Health and Safety recommendations
- 3 TURN BUCKLE ON THE DRAWBAR** – Levels the machine for an even cut
- 4 DRAWBAR CAN BE OFFSET TO EITHER SIDE** – Cut outside of the quad wheelings
- 5 THROTTLE LEVER** – Clips on to ATV rack for user convenience
- 6 HEAVY DUTY BLADES WITH UPTURN ON TRAILING EDGE** – Durability and strong suction effect
- 7 16 X 6.50-8 TYRES**
- 8 WHEELS IN-LINE WITH THE ROTORS** – Very well balanced, minimal weight on drawbar and excellent ground contour following
- 9 FRICTION WELDED SPINDLES** – Run in heavy cast housings for maximum durability
- INS CENTRIFUGAL CLUTCH** – Allows the blades to be engaged / disengaged from the seat
- INS SIMPLE BELT ADJUSTMENT** – Both belts are tensioned simultaneously by one simple sliding action of the engine





SCAN
TO SEE
A DEMO
AR SERIES



Height of cut is set by repositioning the wheels by means of a spring loaded pin mechanism on the wheel brackets.

All models feature three overlapping rotors to eliminate uncut strips of grass, and rigid cutterbar blades for durability



AT110 ATV **TOPPER**

With the pedigree of the distinguished Wessex brand behind it, the Wessex **AT110 TOPPER** will perfectly complement ATV's and utility vehicles in both groundcare and agricultural applications. Developed to suit the requirements of the ATV user working to a budget, the AT110 is an excellent blend of performance and value.

SPECIFICATIONS AT110

Cutting width	1.1m
Overall width	1.45m
Cutting height range	50-160mm
Weight	128kg
Engine	12.5 hp B&S

KEY FEATURES & BENEFITS

- 1 STURDY DECK FABRICATION** – Shot-blasted and powder coated for durability
 - 2 12.5HP BRIGGS & STRATTON ENGINE** – Powerful, easy to start engine
 - 3 THROTTLE LEVER** – Clips on to ATV rack for user convenience
 - 4 DRAWBAR CAN BE OFFSET TO EITHER SIDE** – Cut outside of the quad wheelings
 - 5 ADJUSTABLE DRAWBAR** – Levels the machine for an even cut
 - 6 HEAVY DUTY BLADE GENERATES EXCELLENT MOMENTUM IN WORK** – Ideal for lush grass
 - 7 13 X 5.00-6 TYRES**
 - 8 SIMPLE HEIGHT ADJUSTMENT** – The AT-110 comes with a simple height-adjustment lifting device. This allows the operator to lift one side of the machine with their foot, leaving both hands free to reposition the wheels to the desired cutting height and secure with a pin.
- NS CENTRIFUGAL CLUTCH** – Allows the blade to be engaged / disengaged from the seat






SCAN
TO SEE
A DEMO
AT110



The Wessex **AF SERIES FLAIL MOWERS**, in 1.2 and 1.6m working widths, have been developed to meet the needs of contractors, farmers and estate owners. They are well suited for controlling dense vegetation, i.e. brambles, bracken and long grass and for the maintenance of forestry and woodland areas.

TRIPLE BELT DRIVE FOR UNBEATABLE PERFORMANCE AND RELIABILITY!

The manual clutch and 3 high torque belts allows the Wessex AF flail mower to perform in arduous conditions without the inherent overheating problems associated with a centrifugal clutch.



W BENEFITS OF THE AF SERIES

- 1 SMM DECK** – Shot-blasted and powder coated for durability
- 2 SWIVELLING BALL HITCH** – Satisfies Health and Safety recommendations
- 3 TURN BUCKLE ON THE DRAWBAR** – Levels the machine for an even cut
- 4 DRAWBAR CAN BE OFFSET TO EITHER SIDE** – Cut outside of the quad wheelings
- 5 KILL SWITCH CLIPS TO THE RACK OF THE ATV** – Emergency stop within easy reach of the operator
- 6 SCREW ADJUSTOR** – Simple height adjustment
- 7 POWERFUL 18HP V-TWIN ENGINE** – Ample power for demanding applications
- 8 MANUAL ENGAGEMENT CLUTCH** – Efficient power transmission without overheating
- 9 REAR ANTI-SCALP ROLLER** – Eliminates scalping in rough conditions
- 10 OPTIONAL HEAVY-DUTY FLAILS**
- 11 Y-PATTERN FLAILS** – Excellent mulching capabilities when cutting very long and dense vegetation
- 12 3 HIGH TORQUE BELTS** – Excellent power transmission
- 13 16 X 8.50-8 TYRES AS STANDARD FITMENT** – (22 x 11-8 flotation tyres as an option)
- 14 FRONT RUBBER FLAP** – Eliminates projectiles being thrown out in front of the machine



SCAN
TO SEE
A DEMO
AF SERIES



REAR WHEEL OPTION

Required if the machine is to cut close to fences and borders, or if the overall width is critical due to narrow access.

The rear wheel option is available on the 1.2m version. In this configuration significant weight is transferred onto the drawbar, therefore the user must check the drawbar capacity of the towing vehicle. When fitted with rear wheels, the AF has a screw jack on the drawbar to aid connecting to the towing vehicle.



FOUR WHEEL OPTION

The AF is also available with four wheels. This unique option gives the best of both worlds as all wheels are within the width of the machine and the drawbar weight is minimal.

As all the weight is on the four wheels, the drawbar is floating and therefore no weight is transferred to the ball hitch. The front wheels are fully castoring eliminating scuffing of the tyres when turning.



FLOTATION TYRES

Machines with side wheels also have the option of 22 x 11-8 flotation tyres as an alternative to the standard grass tyres.

Ideal for working in boggy and low lying areas, the flotation tyres allow an ATV and a Wessex flail to operate in areas inaccessible to a tractor.






The Wessex **AFC FLAIL MOWERS** again in 1.2 and 1.6m working widths carry all the features and benefits of the AF series, but the engine is mounted centrally on the machine as opposed to one end. This lowers the centre of gravity and increases stability when working on steep slopes.

The different wheel options described on p10 are also available on the AFC series.

Ideal for mowing on banks!

 SPECIFICATIONS	AF/AFC 120	AF/AFC 160
Working width (m)	1.2m	1.6m
Overall width c/w side wheels	1.83m	2.23m
Overall width c/w rear/4 wheels	1.46m	1.86m
Cutting height range	10-160mm	10-160mm
Approx weight c/w side wheels	280kg	320kg
No. flails (pairs)	32	44



Boasting the same market leading quality and benefits as the flagship AF-120 model, the **AFC-120 FLAIL MOWER** has been designed for shredding and mulching long grass and vegetation in private ranches and grounds; and for less demanding professional applications.

KEY FEATURES AND BENEFITS

CENTRIFUGAL CLUTCH WITH TWIN BELTS

– Easy to use and great durability.

SIMPLE CUTTING HEIGHT ADJUSTMENT


– Levels the machine for an even cut.

13HP BRIGGS & STRATTON ENGINE

– Excellent power for demanding situations.

5MM DECK – Shot blasted and powder coated for durability.

Y-PATTERN FLAILS – Superb mulching capability in long vegetation.

 SPECIFICATIONS	AFC-120
Working width	1.2m
Overall width c/w side wheels	1.83m
Cutting height range	10-160 mm
Approx weight	262kg
No. flails (pairs)	32

The Wessex **DUNG BEETLE**, is a must for maintaining a healthy paddock and will not only collect horse muck, but also dead grass, leaves, twigs and other unsightly debris. The paddock will also benefit from the regular grooming action of the brush, which will stimulate growth of fresh, healthy grass – a benefit not gained from a vacuum machine.

Powerful sweeping

The rotor comprises four banks of hard wearing polypropylene bristles fastened into a hard plastic strip. The generous length of the bristles give a good “flick” action ensuring that any debris is propelled effortlessly into the hopper. The brush strips are simply bolted in pairs through the steel box section rotor, and are quick and easy to change when worn.



Springtime sweeping will collect dead grass, moss and other unsightly debris promoting fresh spring growth.



**NO MUCK,
NO WORMS
HEALTHY
HORSES**




KEY FEATURES & BENEFITS

- 1 5.5HP ENGINE** – Easy to start and reliable
- 2 THROTTLE LEVER** – Clips on to ATV rack for user convenience
- 3 CENTRIFUGAL CLUTCH** – Allows the brush rotor to be engaged / disengaged from the seat
- 4 WHEELS IN-LINE WITH BRUSH ROTOR** – Follows ground contours accurately giving a consistent clean sweep
- 5 SIMPLE SCREW HANDLE** – Easy adjustment of brush height
- 6 FULLY CASTORING REAR WHEELS** – Increased manoeuvrability
- 7 FLOATING DRAWBAR** – Allows machine to float over uneven ground with no weight on ball hitch
- 8 ADJUSTABLE SPRING TINES** – Rake through the grass to loosen stubborn horse muck
- 9 HAND OPERATED WINCH** – For ease of emptying
- 10 STIFF, COURSE BRISTLE** – For increased sweeping efficiency in paddock environment
- 11 SWIVELLING BALL HITCH** – Satisfies Health and Safety recommendations

SPECIFICATIONS **DUNG BEETLE MTX120E/MTC120E**

Working width	1.2m
Overall width	1.85m
Hopper capacity	0.7m ³ (approx.)
Weight	317kg

REGULAR COLLECTION OF HORSE DROPPINGS IS ESSENTIAL FOR MAINTAINING A CLEAN AND HEALTHY PADDOCK ENVIRONMENT



When only the best will do...



Ideal for collecting autumn leaves, grass clippings and scarifying debris etc, the **MTC120E** is an effective sweeper that can be towed behind an ATV, utility vehicle, garden tractor or 4x4.

Designed for the maintenance of private estates, parks and large gardens, the MTC120E sweeper collector is based on the Dung Beetle paddock cleaner but is fitted with a softer bristle to eliminate scratching of sensitive turf.

FOR SPECIFICATIONS
see p12



When only the best will do...

W FS170T/FS270T SPREADERS




SCAN TO SEE A DEMO ATV SPREADER



Spread limiter



Extended agitator



Filtering grid



Optional plastic hopper

The Wessex **TRAILED SPREADERS** are ideal for use behind ATV's and UTV's.

Available with 170 litre or 270 litre hoppers, these popular spreaders will spread granular or powdered fertilisers or grass seed in a turf care application, game feed on estate or even dry granular salt for winter maintenance.

The salt spreader versions include the following additional features:

SPREAD LIMITER – Typically used in winter maintenance applications for spreading salt on pathways, the spread limiter restricts the application width to approximately 1.5m.

EXTENDED AGITATOR – Keeps material moving within the hopper.

FILTERING GRID – Breaks up lumps of salt before entering the hopper.

W SPECIFICATIONS FS-170T FS-270T

Hopper Capacity (granular, fertiliser)	170 litres 218 kilos	270 litres 345 kilos
Height	1.3m	1.43m
Weight	80kg	84kg
Spread width	Up to 14m	Up to 14m

The Wessex ATV mounted **SS SPRAYER** range are packed with user-friendly features and benefits, and comprises a heavy-duty 55 litre rotomoulded tank and a choice of pump options to suit the width of boom required. All models come complete with 5m of hose and a hand lance for spot spraying.



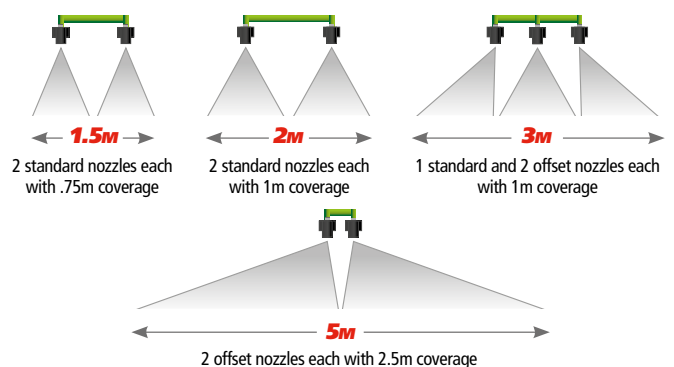
W KEY FEATURES & BENEFITS

- 1 DURABLE ROTOMOULDED POLYETHYLENE TANK** – For maximum strength
- 2 IN-LINE SUCTION FILTER** – Avoids pump contamination (SS608P & SS618P only)
- 3 MOULDED HANDLES** – For ease of lifting
- 4 OPTION OF 3 PUMP SIZES** – A machine for every application.
- 5 PRESSURE CONTROL VALVE** – Maximum versatility (WS608P & WS618P only)
- 6 HAND LANCE & 5M HOSE** – Ideal for spot spraying also allows spot spraying up to 5m away from the tank
- 7 OPTION OF 5 BOOM SIZES** – A machine for every application
- 8 HEIGHT ADJUSTABLE BOOMS**
- 9 NOZZLE TAPS** – Turn off a nozzle to limit spray width
- 10 ANTI-DRIP VALVES** – Avoid chemical leakage
- 11 MOULDED HOSE WRAP** – Keeps hose securely coiled
- 12 BRASS QUICK-RELEASE FITTINGS** – Easy change from boom to hand lance
- INS DRAIN PLUG AT LOWEST POINT** – Ease of emptying
- INS SUCTION HOSE DRAWS FLUID FROM THE LOWEST POINT** – Complete emptying
- INS N.S BASKET FILTER STRAINS LIQUID AS TANK IS FILLED** – Clean water only enters the tank (SS608P & SS618P only. SS604 has a gauze filter on the end of the suction hose)



W SPECIFICATIONS

	SS604	SS608	SS618
Approx full weight	57kg	60kg	60kg
Pump delivery (max ltr/min)	3.8	8	18
Max pressure	3 Bar	3 Bar	3 Bar
Boom options	1.5m	1.5, 2, 3m	1.5, 2, 3, 5m



W NO MORE BROKEN SPRAYER BOOMS!

All booms are kept within the width of the bike to avoid damage, and a combination of standard and off-set nozzles with anti-drip valves ensure an even spray of chemical up to 5m width. All booms are height adjustable.



SCAN
TO SEE
A DEMO
WEED-
WIPER



For weed control in environmentally sensitive areas, the Wessex **ROTOWIPER** comes into it's own.

Instead of applying the chemical to the top of the leaf as with a conventional sprayer, this cleverly designed weed wiper features a contra-rotating roller covered with a chemical-soaked carpet. This applies the chemical to the underside of the leaf which is the most sensitive part of the plant, thus it takes effect quicker. The Wessex Rotowiper eliminates the risk of chemical overspray damaging nearby vegetation and polluting watercourses etc making it a very popular method of weed control with environmentalists.

*The cost-effective way
to wipe out weeds!*

SPECIFICATIONS RW-24

Working width	2.4m
Overall width	2.5m
Capacity	55 litres
Weight	109kg

BENEFITS OF THE WESSEX ROTOWIPER

- NO OVERSPRAY** – Environmentally friendly
- CAN BE USED ON WINDY DAYS** – Time saving
- USE LESS CHEMICAL** – Economical to use
- USE A NON-SELECTIVE HERBICIDE** – Save money by using a cheap chemical whilst avoiding damage to grass & clover
- UNIQUE, SPECIALLY DESIGNED CARPET WITH UV PROTECTED, INTERWOVEN LOOPS TO HOLD MOISTURE DROPS** – Minimises chemical dripping
- ROTOR IS SPIRAL-WELDED** – Maximum strength
- TWO CHECK-VALVES IN CENTRE OR ROLLER** – Keep roller evenly coated with chemical
- HAND-HELD CONTROLLER** – Control spray from the bike seat

WESSEX LAND ROLLER

A Wessex land roller is perfect for maintenance of lawns, paddocks and pitches.

Whether you tow them behind a compact tractor, a 4x4, or an ATV, Wessex land rollers will firm up the soil after a hard winter, and improve soil/root contact to enhance spring growth. Need more weight? No problem – just add water! The roller weighs up to 550kg when completely filled, and with a choice of clevis or ball hitch, you're ready to roll!

W SPECIFICATIONS **LR-150**

Width	1.5m
Empty weight	200kg
Filled weight	550kg
Drum diameter	560mm

OTHER FEATURES

- Choice of ball or clevis hitch
- Adjustable scraper bar

ATV ACCESSORIES

As manufacturers and distributors of one of the UK's largest range of professional ATV equipment we also offer accessories to make your ATV even more versatile and useful.

As with our ATV machinery, all our accessories are built to the highest standards without compromise, which in turn means you can have complete peace-of-mind when using and relying on these products, every day.

W **ATV BALL HITCHES**

- Simple, strong and easy to fit
- Available in 19mm and 24mm threads

W **ATV HANDLEBAR MUFFS**

- Universal fitment
- Simply straps onto handlebar, completely enclosing the rider's hands when in use
- Waterproof and warm



W **ATV LAND ROLLERS**



W **ATV HAND MUFFS**



W **ATV BALL HITCH**



WESSEX AFTER-SALES & SERVICE BACK-UP

At Wessex International, our care for the customer does not stop at the time of machine purchase. Our dedicated after-sales team with their wealth of experience are here to tend to your needs throughout the working life of the machine. Whether it's machine operation, advice on application, or a technical question over maintenance, we're here to help.

DEALER NETWORK

Wessex products are sold exclusively through the Wessex UK dealer and global distributor network. Our ATV dealers have the market knowledge and experience to recommend the correct product for your application, and their in-house service and maintenance department provides a local centre for all your after service requirements.

SPARE PARTS

Only genuine Wessex spare parts should be used to maintain optimum performance from your Wessex machine. To minimise costly machine downtime, parts orders are dispatched daily to our professional dealer network by next-day carrier service (UK mainland), and 2 day for UK Highlands & Islands. If ordered before 1:00pm, parts will be dispatched the same day (subject to availability).

T: 01264 345878 **E:** parts@wessexintl.com



MANUFACTURING EXCELLENCE SINCE 1962

Dealer stamp



WESSEX INTERNATIONAL Charlton House, Caxton Close, East Portway Ind. Est., Andover, Hampshire, SP10 3QN
T: 01264 345870 **F:** 01264 345880 **E:** sales@wessexintl.com www.wessexintl.com Follow us on:  

L464. © Wessex International 2016. E&OE. Specifications may change without notice. Wessex International is a trading name of Wessex International Machinery.

